



DJ_BothSides version 1.5 demo © Copyright David R. Tilley, 1992-1993.
All rights reserved.

Help Index

Summary

Commands

[Document menu](#)

[Port menu](#)

[Help menu](#)

Toolbar

Printing topics

[Print options](#)

[Drag and drop](#)

[Reloading the paper](#)

[Hints](#)

[Error messages](#)

Legalities

[Demonstration version](#)

[Full, unlimited version](#)

Purchasing *DJ_BothSides*

[Order and Customer Response form](#)

[Methods of payment](#)

Change history

Acknowledgments

Comments



Summary

DJ_BothSides is a Windows 3.1 utility for Hewlett-Packard Deskjet 500 and 500C (and compatible printers) that prints ASCII text files on both sides of the paper in one or two columns or in booklet (folded) format. It's ideal for program listings, READ.ME files, on-line manuals and magazines, e-mail, wide spreadsheet output, etc.

It will save paper and help conserve your print cartridges.

Facilities

DJ_BothSides offers the following facilities:

Full multitasking (to a Centronics parallel printer port).

Toolbar access to frequently-used commands and options.

The names of the last four files selected or 'dragged and dropped' are remembered.

Print a file dragged and dropped onto its icon.

Automatic selection of an appropriately-sized typeface (Courier or Letter Gothic) and page orientation (portrait or landscape).

Support for A4, US letter and US legal paper sizes, and envelopes.

Optional double-columned and 'folded' (booklet) output.

Prints files up to 171 characters wide, files up to 132 characters in portrait orientation.

Optional page footer of page number, file (and/or system) date, file name and file path.

One-inch left-hand margins for easy filing, or optional page centering.

Optional CG Times output and support for Hewlett-Packard's Prestige Elite and Garamond font cartridges.

Optional print run report or minimized icon during a print run.

Optional partial printing and user-specifiable tab character expansion.

Limitations

DJ_BothSides should not be used with non-ASCII, wordprocessor-specific or PostScript files, nor with files containing graphical images. (Note that many wordprocessors can export an ASCII file, that *DJ_BothSides* can print.)

It performs reasonably on files containing characters that are displayable on the screen, together with backspace, form-feed and tab. Many European accented symbols are printed also. It will not print files containing form-feeds that are more than the maximum page depth apart.

Some loss of columniation and justification may occur when a proportionally-spaced typeface is selected.



Document menu

The Document menu includes commands that enable you to select a file and to print it.

For more information, select a Document menu command name:

<u>File</u>	Select a file for printing.
<u>Print</u>	Print the selected file.
<u>Print minimized</u>	Iconize main window on 'Print'.
<u>Report</u>	Display the file's statistics before printing it.
<u>Options</u>	Select print options.
<u>Vertical toolbar</u>	Change Toolbar orientation.
<u>Autosave</u>	Save options on exit.
<u>Save options</u>	Save selected print options.
<u>Abort printing</u>	Stop a print run.
<u>Exit</u>	Exit <i>DJ_BothSides</i> .

The names of the last four files selected (or 'dragged and dropped') appear at the foot of the Document menu.

More frequently-used commands on the Document menu are also on the Toolbar.



Port menu

The Port menu provides commands for identifying the printer port.

For more information, select an item:

<u>LPT</u>	Parallel ports.
<u>COM</u>	Serial ports.
<u>Addresses</u>	Parallel port addresses.



Help menu

The Help menu provides useful information on using *DJ_BothSides*.

For more information, select an item:

[Index](#) Displays an index to on-line help on *DJ_BothSides*.

[About](#) Displays information on *DJ_BothSides*.

Document File Command

Use the File command to choose the file you wish to print. Alternatively, 'drag and drop' the file onto *DJ_BothSides* icon.

Document Print command

Use the Print command to print the chosen file using the default (or previously selected) options.

Document Print minimized command

Click on this menu item to cause *DJ_BothSides*' main window to shrink to an icon when you click on 'Print'. *BothSides* makes a beep when it's ready for paper reinsertion and when it's finished printing.



Document Report command

Use the Report command to obtain:

- The document's file name, date and size
- The number of words, lines and pages it contains
- The number of blank lines and leading blank lines
- Its left- and right-hand margins, and width
- The average line length
- The maximum page depth
- Whether all lines are terminated by CR/LF
- The occurrence of control and non-standard characters
- A summary of the document's output format

Document Options command

Use the Options command to bring up the Print options dialogue form.

Document Vertical toolbar and Horizontal toolbar commands

Use these commands to change the orientation of the Toolbar.

Document Autosave command

Check this command to cause your selections to be saved automatically each time you exit *DJ_BothSides*.

Document Save options command

Use the Save options command to save your desktop environment and choice of print options for the next time you use *DJ_BothSides*, or when you next 'drag and drop' a file onto its icon.

Document Abort printing command

Click on this menu command to stop subsequent pages being printed (and to exit the program). An Abort button is available on the Toolbar.

Document Exit command

Use the Exit command to leave *DJ_BothSides*.



The Toolbar

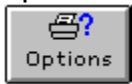
The more frequently-used commands on the document menu are also on the Toolbar:



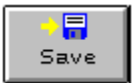
Use this button to choose the file you wish to print.



Print the chosen file using the default (or previously selected) options.



Bring up the Print options dialogue form.



save your choice of options for the next time you use *DJ_BothSides*.

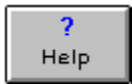


Stop your print run (and exit the program).




Use this button to exit *DJ_BothSides*.

In addition, the following button accesses *DJ_BothSides*' on-line help information:



Use the following buttons on the Toolbar to select single-columned, double-columned or folded output (rather than using the Print options dialogue directly):



Parallel Port commands

Use the LPT1, LPT2 or LPT3 command to identify the parallel port to which your printer is connected.

Serial Port commands

Use the COM1, COM2, COM3 or COM4 command to identify the serial port to which your printer is connected.

Port addresses command

Click on this command and select the 'Calculate' button to determine the parallel printer port address. This stops a fatal runtime error when the printer is switched off.

Help Index command

Use the Index command to access *DJ_BothSides'* on-line help information.

Help About command

Use the About command to display *DJ_BothSides'* version number , copyright notice and conditions of use, together with the licensee's name.



Print options

When the Document menu Options command is used, the Print Options dialogue form appears, which is subdivided into the following groups:

Print Quality

Paper size

Column format

Margin

Font

Footer

Page range and tab expansion

OK and Cancel buttons

Print quality

Draft | Letter

Radio buttons that select draft or letter-quality output. (High-grade paper is recommended with the latter.)

Column format

Single | Double | Folded

Radio buttons that select:

single-columned output:



double-columned output:



booklet output (which you fold in half):



Column format may also be selected using the [Toolbar](#).

N.B:

Proportionally-spaced fonts are unavailable when double-columned or folded output is requested.

Double-columned output is unavailable for files containing form-feeds.

Folded output has half-inch margins (unless the 'Centred' option is requested).

Margin

1-inch LH | Centred

Radio buttons that select a one-inch left-hand margin or centred output.

N.B: centering is unavailable when a proportionally-spaced font is selected.

Font

Monospaced |Proportional |Prestige Elite |Garamond Collection

Four radio buttons that select the font to be used. Those which come as standard with your Deskjet 500 are:

The Courier and Letter Gothic **monospaced** fonts. Which of Courier and Gothic is used depends upon the maximum line width of the document.

The CG Times **proportional** font.

Those available on cartridge from Hewlett-Packard and that are supported by *DJ_BothSides* are:

The **Prestige Elite** monospaced font.

The **Garamond** proportional font collection. You are invited to choose a character size from 10-, 12- or 14-point if you select this font.

The CG Century Schoolbook, Helvetica, Times Roman and CG Triumvirate cartridge fonts are not implemented (for lack of demand).



Footers

Page number footer

Page # |Page #/# |None

Radio buttons that cause the page number to be printed at the foot of each page - or not at all with 'None'.

When 'Page #/#' is selected, the total number of pages is also printed, separated from the page number by the solidus '/'.

N.B: 'Page #/#' is unavailable when the 'Start' or 'End' entry is changed.

Date footer

File date |System date |File and system dates |None

The 'File date' radio button causes the date of creation or most recent amendment for the file being printed to appear at the foot of the page.

'System date' causes the current date, as known to your system, to be printed instead.

'File and system dates' causes both dates to be printed.

No dates are printed when you select the 'None' radio button.

File name footer

Filename footer...

Check this box to cause the name of the file being printed to appear at the foot of the page...

...with path

...and this one to print its path also.

None of the page footer options is available for files containing form-feeds.

Page range and tab expansion

'Start' and 'End'

These entries are used to print some of the pages of a document. By default, all pages are printed.

'Tabs'

This entry specifies the expansion of tab characters (default: 4).

OK and Cancel buttons

OK

The OK button confirms your options selection.

Cancel

The Cancel button throws away your options selection.

Drag and drop

Make your selections in the Print options dialogue form and save them using the 'Save options' command. To print your document, 'drag and drop' its icon (from Windows' File Manager, for example) onto *DJ_BothSides'*



minimized icon:



Reloading the Paper

Load your Deskjet's input hopper as normal.

DJ_BothSides will send the **back** pages of your document to the printer first and then display a dialogue prompting you to reinsert the paper, but don't do this until the Deskjet's busy light **stays** off.

Remove the paper (possibly including a blank page on top) from the output hopper.

[N.B: once you are familiar with using *DJ_BothSides*, this is the time to check for unexpected, completely blank pages in case the Deskjet had fed two pages at once. Remove any before you reload the paper.]

Reinsert the sheets **without changing their order** all together into the input hopper (on top of any unused sheets), **making sure that the printed side is on the top**, and:



If *DJ_BothSides* selects portrait mode, make sure the top edge of the paper (nearest the first line) goes into the hopper first (**turn the paper through 180 degrees**), or



If landscape mode is selected, make sure the left-hand edge of the paper (nearest the first column) goes into the hopper first (**no rotation is necessary**).

Ensure that the paper is nicely stacked and then click on the [Ready] button.

The document arrives in the output hopper the right way up in the correct order.

Very occasionally, the Deskjet will feed two sheets at once, messing up the whole process. It's best to start from scratch if this occurs.



Hints

Whilst *DJ_BothSides*' operation is essentially automatic, the following text widths are recommended for single-column output and all paper sizes:

Courier	Prestige or Letter Gothic		CG Times		Garamond 10-pt 12-pt 14-pt
67	80	~86	~100	~86	~74

The widths for the proportional fonts are necessarily approximate.

Unless CG Times, Garamond or Prestige is selected, a smaller point-size and/or landscape orientation is triggered for files wider than 81 characters:

Document width (characters)

US letter	82-94	95-132	133-157
A4	82-102	103-132	133-171
US legal	82-126	a	127-211
Portrait	Courier 6-pt, 20 cpi, 10 lpi, lpp: 104/97 (A4/US letter)		<i>a</i>
Landscape	Courier 12-pt, 10 Courier 6-pt, 16.67 cpi, 6 lpi, 48 lpp <i>b</i>		<i>a</i> cpi,10 lpi, 75 lpp

Key

The following page sizes (depth in single-spaced lines, width in characters) are recommended for paginated, pre-formatted text intended for folded output (which is always in 6- or 12-point Courier):

Paper size	12-point, 6 lpi,		10-point, 7 lpi, 6-point, 10 lpi,			
	10 cpi	16.67 cpi	16.67 cpi			
	Depth	Width	Depth	Width	Depth	Width
US letter	47	46 *	54	74	74	74

74					
A4	47	50 *	54	81	74
81					
US legal	47	60	54	100	74
100					

* For files without form-feeds, when a footer with file date, system date and page number is requested, the system date is not printed. Similarly, there may not be room for the file's pathname.

Eighty-page documents begin to get unmanageable for folding and anything less than a heavy-duty, long-arm stapler.

Reduce the chance of double-feeding by using high-grade paper (greater than 80 gsm or 16.4 pounds).



Error messages

"A line in the document is too long."

The length of at least one line in the document exceeds the maximum permitted (> 400).

Solution: reduce the tab size.

"A printed line will be too long."

The length of two adjacent lines 'across the fold' exceeds the maximum permitted (> 400). This is often due to the combination of underline and bold.

Solution: reduce the text enhancement.

"Document is too wide for folded output." or

"Document is too wide for two columns." or

"Your document is too wide for printing."

Solutions: reduce the tab size and/or select single-column output.

"Double-columning is unavailable for files containing form-feeds."

Solutions: select single-column or folded output.

"Final page is before start page." or

"Start is after last page." or

"You can't start at page 0." or

"Invalid integer entry."

Solution: refill the 'Start' and 'End' entries.

"Form-feed position exceeds the maximum page depth."

The page depth of a pre-formatted document is too large for the paper.

Solution: read the hints in the on-line help.

"The demo doesn't print more than 16 pages. Buy the full version."

Self-explanatory.

Status line

DJ_BothSides uses the status line at the foot of its main window to indicate what you could do next and to tell you what it's doing.



Legalities

The demonstration version

The demonstration version of *DJ_BothSides for Windows* will not process more than 16 pages of text. Place your order for the full, unlimited version using the accompanying form.

Freely distribute the demonstration version of *DJ_BothSides for Windows* to your friends and colleagues.

Shareware distributors please note: no file in this release of *DJ_BothSides for Windows* may be changed in any way. *DJ_BothSides for Windows* may not be distributed for more than a nominal charge of £5 sterling or US \$10.

Disclaimer

Whilst every effort has been made to ensure that this software works as described, the author accepts no liability for damage, errors or any loss that may occur in its use.



Legalities

The full, unlimited version

The full version of *DJ_BothSides for Windows* is not free. Nor is it public domain software or shareware.

No copy of the *DJ_BothSides* program may be given, sold or transmitted to another person. It may be copied for back-up purposes only and may not be used on more than one machine at a time. A site licence agreement is available on request.

The User Guide may not be reproduced or transmitted in whole or in part.

Disclaimer

Whilst every effort has been made to ensure that this software works as described, the author accepts no liability for damage, errors or any loss that may occur in its use.

**DJ_BothSides for Windows Order and Customer Response Form
(version 1.5)**

* Send me __ copy/copies of *DJ_BothSides for Windows* at £30 sterling each (User Guide and shipping included).

* Upgrade me to the latest version of *DJ_BothSides for Windows* at £10 sterling (shipping included).

* Select one.

See Methods of Payment. Please allow up to 3 weeks for dispatch. Non-EC residents may incur a local tax.

Credit/Debit card payment: VISA/MasterCard/Access* card number:

_____ Expiry date: __/__/__

Your name: _____

Address: _____

_____ Post/zip code: _____

Delivery address: _____

_____ Post/zip code: _____

Signed: _____ Date: __/__/9__

Diskette size: 3½-inch / 5¼-inch (circle one)

Where did you obtain *DJ_BothSides*? (Be specific) _____

Your printer (if not a Deskjet 500/500C): _____

Your font cartridges (include make if not Hewlett-Packard):

I'd like *DJ_BothSides* and the User Guide improved as follows:

Continue on another sheet if necessary.

Post together with your remittance to:
David Tilley, 67 Tolworth Park Road, Surbiton, Surrey, KT6 7RJ, United
Kingdom
or Fax your credit/debit card order to: +44-(0)81-399 8372.

Methods of payment

UK cheque:



payable to D.Tilley

Eurocheque:



in sterling **only**, payable to D.Tilley; please write your card number on the reverse

Postgiro:



in sterling **only**, payable to D.Tilley at Tolworth post office

Credit/Debit card:



please supply your card number and its expiry date to:

D. Tilley,
67 Tolworth Park Road, Surbiton, Surrey, KT6 7RJ,
United Kingdom

or via e-mail to:

drt10@phx.cam.ac.uk

or by facsimile to:

081-399 8372 (within the U.K.)
44-81-399 8372 (elsewhere)

Cash:

£ \$ you send cash via unregistered post at your own risk

International Money Order: in sterling **only**, payable to D.Tilley



Change history (latest first)

Version 1.5

- * Toolbar access to frequently-used commands and options.
- * New 'Autosave' menu item.
- * Last four files selected or 'dragged and dropped' remembered.
- * Progress of print run on status line.
- * [Abort] button on toolbar replaces [Esc] key; [PgUp] key withdrawn.
- * Multi-tasking behaviour improved.
- * Help text expanded and at a more readable point-size; graphics in help improved.
- * Exit if Windows version earlier than 3.1.
- * Special cursors removed.
- * A folded output bug for files containing form-feeds, where part of a page was occasionally lost, has been corrected.
- * A new licensing algorithm in the **full** version that discourages illegal copying. You should not normally have problems with it: but guard against accidental corruption of *BothSides*' files by backing them all up to diskette on receipt.

Version 1.4b

- * Too small dialogue text in some environments cured.
- * Multi-tasking performance further improved.
- * Handling of paper misfeeds improved.
- * 'Out-of-bounds' crash prevented for certain unusual documents.

Version 1.4a

- * Print a 'dragged and dropped' file.

Version 1.3g

- * Footer information in report.
- * Minor improvement to print options dialogue.

Version 1.3f

- * 'File and system dates' footer.

Version 1.3e

- * Foreshortened page on rerun bug cured.

Version 1.3d

- * Centred, folded output.

Version 1.3c

- * Multi-tasking improved by increasing 'printer buffer full' pause to 162 seconds (draft quality).
- * Insert envelope 'Cancel' button no longer leaves all menu commands disabled.
- * 'Close' command in System menu removed.

Version 1.3b

- * Use of the 'Cancel' buttons no longer deactivates all menu commands.

Version 1.3a

- * Fully multi-tasking (to a Centronics parallel printer port).
- * New 'Print minimized' menu item.
- * Tab expansion corrected.
- * Report contains more information and most of it is directed to a dialogue rather than to a text window.
- * Numbers > 999 in report contain commas.
- * When the program is LOAded from WIN.INI, the minimized icon is no longer slow to appear (Windows 3.1 only).
- * Table in help describing wide file formats tidied up.
- * Minor improvement to some dialogues.
- * Works correctly with Superbar 1.1.

Version 1.2a

- * Portrait 20-pitch, 6-point Courier option for files too wide for 12-point and up to 132 characters wide.
- * Print envelope option.
- * Footer positioning improved and path component of file name now optional.
- * Subsequent 'instance' stopped.
- * More messages when options conflict.
- * Width of print options dialogue reduced and all dialogues now movable.
- * Warning beeps added.
- * Facility for preventing an 'Unrecoverable Application Error' when printer switched off.
- * Non-ASCII character count added to report.
- * A folded output bug, where part of the front page was misplaced if a document had a non-zero minimum left-hand margin, has been corrected.
- * A folded output bug for files containing form-feeds, where a line at the foot of a page was occasionally lost, has been corrected.
- * [Esc] key no longer disables 'Print' menu item.
- * Dialogues no longer resizeable.
- * Report of maximum page depth corrected.
- * Empty file trapped.
- * 'Run minimized' menu item. (Not much use until the program multi-tasks properly, so it's disabled for the time being.)

Version 1.1a

- * Print options dialogue [Cancel] button now stops endless display of 'too wide for printing' message.
- * Truncated lines in folded output should no longer occur.
- * Top margin for 6-point output increased by 2 lines.
- * Booklet formats now include 12-point, 7 lines/inch Courier output for files containing form-feeds.
- * The [PgUp] key suppresses/activates printing (if reports are requested).

Version 1.1

- * Escape key aborts printing (if reports are requested).
- * Help button added to reload paper dialogue.
- * Main window position remembered.
- * Lines not ending in CR/LF allowed.
- * Some minor bugs corrected.



Acknowledgments

The Deskjet 500 and 500C printers are products of the Hewlett-Packard Company.

IBM is a registered trademark of International Business Machines.

Microsoft and MS-DOS are registered trademarks, and Windows is a trademark of Microsoft Corporation.

CG Times, a product of AGFA Corporation, is based upon Times New Roman under licence from Monotype Corporation plc. Garamond, CG Century Schoolbook and CG Triumvirate are licensed from AGFA Corporation. AGFA is a registered trademark of Agfa-Gevaert AG. Prestige Elite and Letter Gothic are licensed from URW.

All other trademarks are acknowledged.

Martin Woerlee of Alphen aan den Rijn, The Netherlands for beta-testing versions 1.2 and 1.3, and he and **Simon Heather** of East Grinstead, West Sussex for many useful suggestions.

Marc Rejali of London for beta-testing version 1.5, and he and **Murray Langton**, also of London, for useful suggestions on the licensing algorithm.

Sol Guber of St. Louis, Missouri for his HP LaserJet II report.

Ozan S. Yigit and **Steven Tress**, authors of PROFF 1.0, the public domain text-formatter for DOS used to produce the User Guide.



Comments

All known bugs, except those listed in Appendix B of the User Guide, are cured in this release. Please report others you find.

DJ_BothSides has not yet been tested on Hewlett-Packards' latest addition to the range, the Deskjet 510.

Since *DJ_BothSides* has not been tested on other Hewlett-Packard printers (except the LaserJet II, with which it doesn't work) or with the Olivetti JP 350 and the Fujitsu B100 or B200, reports on how it behaves with these are welcome.

E-mail your bug and printer reports - and suggestions for improvement - to:

	drt10@uk.ac.cam.phx	on JANET
or	drt10@phx.cam.ac.uk	on Internet
or	dtilley@cix.compulink.co.uk	on UUCP/Usenet
or	dtilley@cix.uucp	on UUCP/Usenet

or post them to:

David R. Tilley,
67 Tolworth Park Road,
SURBITON,
Surrey,
KT6 7RJ,
United Kingdom.

[MAP]

```
#define HELPID_reload_info 699
#define HELPID_DOCUMENT_FILE 700
#define HELPID_DOCUMENT_RUN 706
#define HELPID_DOCUMENT_PRINT 701
#define HELPID_DOCUMENT_REPORT 702
#define HELPID_DOCUMENT_OPTIONS 703
#define HELPID_DOCUMENT_TOOLBAR 709
#define HELPID_DOCUMENT_AUTOSAVE 707
#define HELPID_DOCUMENT_SAVE 704
#define HELPID_DOCUMENT_ABORT 713
#define HELPID_DOCUMENT_EXIT 705
#define HELPID_TOOLBAR 708
#define HELPID_PORT_PARALLEL 710
#define HELPID_PORT_SERIAL 711
#define HELPID_PORT_ADDRESSES 712
#define HELPID_HELP_INDEX 720
#define HELPID_HELP_ABOUT 721
```

Portrait orientation

With portrait paper orientation, all lines are printed parallel to the **shortest** edge of the paper.

N.B: all the Deskjet 500's internal fonts - and most Cartridge fonts - may be used with portrait orientation.

Landscape orientation

With landscape paper orientation, all lines are printed parallel to the **longest** edge of the paper.

N.B:

Of the Deskjet 500's internal fonts, only the Courier font can be used with landscape orientation.

The Prestige Elite and Garamond Collection cartridge fonts **cannot** be used with landscape orientation.

Key

a not available
b optional
cpi characters per inch
lpi lines per inch
lpp lines per page (including footer)
pt point-size

PKZIP file compression

Please supply the version number (if known) of PKZIP that your BBS prefers.
For example, 1.1 and 2.04c.

